

2017

AP[®]

 CollegeBoard

AP Physics 2: Algebra-Based Free-Response Questions

© 2017 The College Board. College Board, Advanced Placement Program, AP, AP Central, and the acorn logo are registered trademarks of the College Board. Visit the College Board on the Web: www.collegeboard.org.

AP Central is the official online home for the AP Program: apcentral.collegeboard.org.

AP[®] PHYSICS 2 TABLE OF INFORMATION

CONSTANTS AND CONVERSION FACTORS	
Proton mass, $m_p = 1.67 \times 10^{-27}$ kg Neutron mass, $m_n = 1.67 \times 10^{-27}$ kg Electron mass, $m_e = 9.11 \times 10^{-31}$ kg Avogadro's number, $N_0 = 6.02 \times 10^{23}$ mol ⁻¹ Universal gas constant, $R = 8.31$ J/(mol·K) Boltzmann's constant, $k_B = 1.38 \times 10^{-23}$ J/K	Electron charge magnitude, $e = 1.60 \times 10^{-19}$ C 1 electron volt, $1 \text{ eV} = 1.60 \times 10^{-19}$ J Speed of light, $c = 3.00 \times 10^8$ m/s Universal gravitational constant, $G = 6.67 \times 10^{-11}$ m ³ /kg·s ² Acceleration due to gravity at Earth's surface, $g = 9.8$ m/s ²
1 unified atomic mass unit, Planck's constant, Vacuum permittivity, Coulomb's law constant, $k = 1/4\pi\epsilon_0 = 9.0 \times 10^9$ N·m ² /C ² Vacuum permeability, Magnetic constant, $k' = \mu_0/4\pi = 1 \times 10^{-7}$ (T·m)/A 1 atmosphere pressure,	$1 \text{ u} = 1.66 \times 10^{-27}$ kg = 931 MeV/c ² $h = 6.63 \times 10^{-34}$ J·s = 4.14 × 10 ⁻¹⁵ eV·s $hc = 1.99 \times 10^{-25}$ J·m = 1.24 × 10 ³ eV·nm $\epsilon_0 = 8.85 \times 10^{-12}$ C ² /N·m ² $\mu_0 = 4\pi \times 10^{-7}$ (T·m)/A $1 \text{ atm} = 1.0 \times 10^5$ N/m ² = 1.0 × 10 ⁵ Pa

UNIT SYMBOLS	meter, m	mole, mol	watt, W	farad, F
	kilogram, kg	hertz, Hz	coulomb, C	tesla, T
	second, s	newton, N	volt, V	degree Celsius, °C
	ampere, A	pascal, Pa	ohm, Ω	electron volt, eV
	kelvin, K	joule, J	henry, H	

PREFIXES		
Factor	Prefix	Symbol
10 ¹²	tera	T
10 ⁹	giga	G
10 ⁶	mega	M
10 ³	kilo	k
10 ⁻²	centi	c
10 ⁻³	milli	m
10 ⁻⁶	micro	μ
10 ⁻⁹	nano	n
10 ⁻¹²	pico	p

VALUES OF TRIGONOMETRIC FUNCTIONS FOR COMMON ANGLES							
θ	0°	30°	37°	45°	53°	60°	90°
$\sin \theta$	0	1/2	3/5	$\sqrt{2}/2$	4/5	$\sqrt{3}/2$	1
$\cos \theta$	1	$\sqrt{3}/2$	4/5	$\sqrt{2}/2$	3/5	1/2	0
$\tan \theta$	0	$\sqrt{3}/3$	3/4	1	4/3	$\sqrt{3}$	∞

The following conventions are used in this exam.

- I. The frame of reference of any problem is assumed to be inertial unless otherwise stated.
- II. In all situations, positive work is defined as work done on a system.
- III. The direction of current is conventional current: the direction in which positive charge would drift.
- IV. Assume all batteries and meters are ideal unless otherwise stated.
- V. Assume edge effects for the electric field of a parallel plate capacitor unless otherwise stated.
- VI. For any isolated electrically charged object, the electric potential is defined as zero at infinite distance from the charged object

AP[®] PHYSICS 2 EQUATIONS

MECHANICS

$v_x = v_{x0} + a_x t$	a = acceleration
$x = x_0 + v_{x0} t + \frac{1}{2} a_x t^2$	A = amplitude
$v_x^2 = v_{x0}^2 + 2a_x(x - x_0)$	d = distance
$\vec{a} = \frac{\sum \vec{F}}{m} = \frac{\vec{F}_{net}}{m}$	E = energy
$ \vec{F}_f \leq \mu \vec{F}_n $	F = force
$a_c = \frac{v^2}{r}$	f = frequency
$\vec{p} = m\vec{v}$	I = rotational inertia
$\Delta\vec{p} = \vec{F} \Delta t$	K = kinetic energy
$K = \frac{1}{2} m v^2$	k = spring constant
$\Delta E = W = F_{\parallel} d = F d \cos \theta$	L = angular momentum
$P = \frac{\Delta E}{\Delta t}$	ℓ = length
$\theta = \theta_0 + \omega_0 t + \frac{1}{2} \alpha t^2$	m = mass
$\omega = \omega_0 + \alpha t$	P = power
$x = A \cos(\omega t) = A \cos(2\pi f t)$	p = momentum
$x_{cm} = \frac{\sum m_i x_i}{\sum m_i}$	r = radius or separation
$\vec{\alpha} = \frac{\sum \vec{\tau}}{I} = \frac{\vec{\tau}_{net}}{I}$	T = period
$\tau = r_{\perp} F = r F \sin \theta$	t = time
$L = I \omega$	U = potential energy
$\Delta L = \tau \Delta t$	v = speed
$K = \frac{1}{2} I \omega^2$	W = work done on a system
$ \vec{F}_s = k \vec{x} $	x = position
	y = height
	α = angular acceleration
	μ = coefficient of friction
	θ = angle
	τ = torque
	ω = angular speed
	$U_s = \frac{1}{2} k x^2$
	$\Delta U_g = m g \Delta y$
	$T = \frac{2\pi}{\omega} = \frac{1}{f}$
	$T_s = 2\pi \sqrt{\frac{m}{k}}$
	$T_p = 2\pi \sqrt{\frac{\ell}{g}}$
	$ \vec{F}_g = G \frac{m_1 m_2}{r^2}$
	$\vec{g} = \frac{\vec{F}_g}{m}$
	$U_G = -\frac{G m_1 m_2}{r}$

ELECTRICITY AND MAGNETISM

$ \vec{F}_E = \frac{1}{4\pi\epsilon_0} \frac{ q_1 q_2 }{r^2}$	A = area
$\vec{E} = \frac{\vec{F}_E}{q}$	B = magnetic field
$ \vec{E} = \frac{1}{4\pi\epsilon_0} \frac{ q }{r^2}$	C = capacitance
$\Delta U_E = q \Delta V$	d = distance
$V = \frac{1}{4\pi\epsilon_0} \frac{q}{r}$	E = electric field
$ \vec{E} = \left \frac{\Delta V}{\Delta r} \right $	\mathcal{E} = emf
$\Delta V = \frac{Q}{C}$	F = force
$C = \kappa \epsilon_0 \frac{A}{d}$	I = current
$E = \frac{Q}{\epsilon_0 A}$	ℓ = length
$U_C = \frac{1}{2} Q \Delta V = \frac{1}{2} C (\Delta V)^2$	P = power
$I = \frac{\Delta Q}{\Delta t}$	Q = charge
$R = \frac{\rho \ell}{A}$	q = point charge
$P = I \Delta V$	R = resistance
$I = \frac{\Delta V}{R}$	r = separation
$R_s = \sum_i R_i$	t = time
$\frac{1}{R_p} = \sum_i \frac{1}{R_i}$	U = potential (stored) energy
$C_p = \sum_i C_i$	V = electric potential
$\frac{1}{C_s} = \sum_i \frac{1}{C_i}$	v = speed
$B = \frac{\mu_0 I}{2\pi r}$	κ = dielectric constant
	ρ = resistivity
	θ = angle
	Φ = flux
	$\vec{F}_M = q\vec{v} \times \vec{B}$
	$ \vec{F}_M = q\vec{v} \sin \theta \vec{B} $
	$\vec{F}_M = I\vec{\ell} \times \vec{B}$
	$ \vec{F}_M = I\vec{\ell} \sin \theta \vec{B} $
	$\Phi_B = \vec{B} \cdot \vec{A}$
	$\Phi_B = \vec{B} \cos \theta \vec{A} $
	$\mathcal{E} = -\frac{\Delta \Phi_B}{\Delta t}$
	$\mathcal{E} = B \ell v$

AP[®] PHYSICS 2 EQUATIONS

FLUID MECHANICS AND THERMAL PHYSICS

$$\rho = \frac{m}{V}$$

$$P = \frac{F}{A}$$

$$P = P_0 + \rho gh$$

$$F_b = \rho Vg$$

$$A_1 v_1 = A_2 v_2$$

$$P_1 + \rho g y_1 + \frac{1}{2} \rho v_1^2 = P_2 + \rho g y_2 + \frac{1}{2} \rho v_2^2$$

$$\frac{Q}{\Delta t} = \frac{kA \Delta T}{L}$$

$$PV = nRT = Nk_B T$$

$$K = \frac{3}{2} k_B T$$

$$W = -P \Delta V$$

$$\Delta U = Q + W$$

A = area
F = force
h = depth
k = thermal conductivity
K = kinetic energy
L = thickness
m = mass
n = number of moles
N = number of molecules
P = pressure
Q = energy transferred to a system by heating
T = temperature
t = time
U = internal energy
V = volume
v = speed
W = work done on a system
y = height
ρ = density

MODERN PHYSICS

$$E = hf$$

$$K_{\max} = hf - \phi$$

$$\lambda = \frac{h}{p}$$

$$E = mc^2$$

E = energy
f = frequency
K = kinetic energy
m = mass
p = momentum
λ = wavelength
φ = work function

WAVES AND OPTICS

$$\lambda = \frac{v}{f}$$

$$n = \frac{c}{v}$$

$$n_1 \sin \theta_1 = n_2 \sin \theta_2$$

$$\frac{1}{s_i} + \frac{1}{s_o} = \frac{1}{f}$$

$$|M| = \left| \frac{h_i}{h_o} \right| = \left| \frac{s_i}{s_o} \right|$$

$$\Delta L = m\lambda$$

$$d \sin \theta = m\lambda$$

d = separation
f = frequency or focal length
h = height
L = distance
M = magnification
m = an integer
n = index of refraction
s = distance
v = speed
λ = wavelength
θ = angle

GEOMETRY AND TRIGONOMETRY

Rectangle
 $A = bh$

Triangle
 $A = \frac{1}{2} bh$

Circle
 $A = \pi r^2$
 $C = 2\pi r$

Rectangular solid
 $V = \ell wh$

Cylinder
 $V = \pi r^2 \ell$
 $S = 2\pi r \ell + 2\pi r^2$

Sphere
 $V = \frac{4}{3} \pi r^3$
 $S = 4\pi r^2$

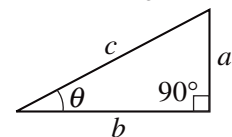
A = area
C = circumference
V = volume
S = surface area
b = base
h = height
ℓ = length
w = width
r = radius

Right triangle
 $c^2 = a^2 + b^2$

$$\sin \theta = \frac{a}{c}$$

$$\cos \theta = \frac{b}{c}$$

$$\tan \theta = \frac{a}{b}$$



2017 AP[®] PHYSICS 2 FREE-RESPONSE QUESTIONS

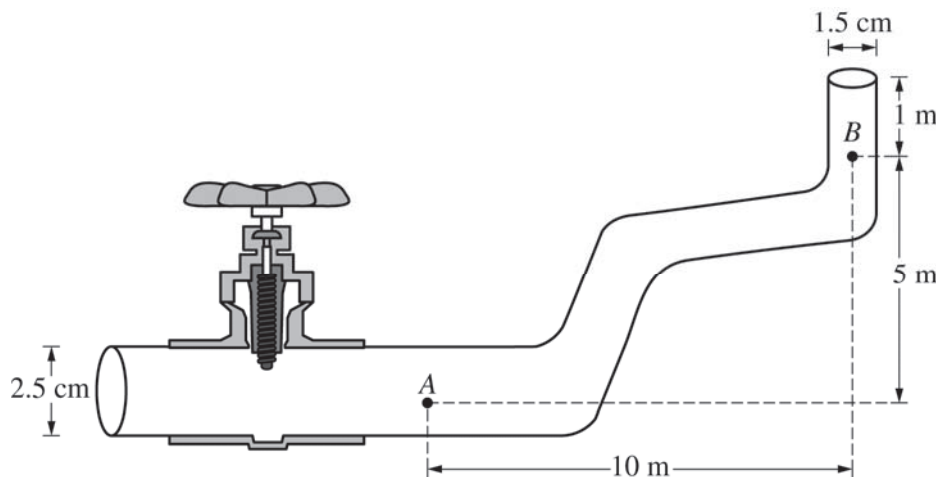
PHYSICS 2

Section II

4 Questions

Time—90 minutes

Directions: Questions 1 and 4 are short free-response questions that require about 20 minutes each to answer and are worth 10 points each. Questions 2 and 3 are long free-response questions that require about 25 minutes each to answer and are worth 12 points each. Show your work for each part in the space provided after that part.



Note: Figure not drawn to scale.

1. (10 points, suggested time 20 minutes)

Two students observe water flowing from left to right through the section of pipe shown above, which decreases in diameter and increases in elevation. The pipe ends on the right, where the water exits vertically. At point A the water is known to have a speed of 0.50 m/s and a pressure of 2.0×10^5 Pa. The density of water is 1000 kg/m^3 .

- (a) The students disagree about the water pressure and speed at point B. They make the following claims.
- Student Y claims that the pressure at point B is greater than that at point A because the water is moving faster at point B.
- Student Z claims the speed of the water is less at point B than that at point A because by conservation of energy, some of the water's kinetic energy has been converted to potential energy of the Earth-water system.
- Indicate any aspects of student Y's claim that are correct.
 - Indicate any aspects of student Y's claim that are incorrect. Support your answer using appropriate physics principles.
 - Indicate any aspects of student Z's claim that are correct.
 - Indicate any aspects of student Z's claim that are incorrect. Support your answer using appropriate physics principles.

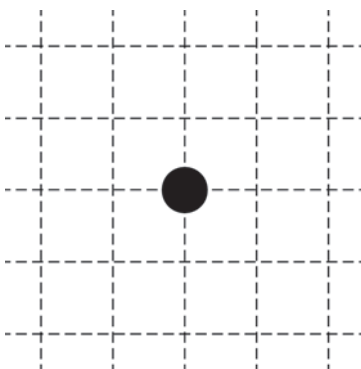
2017 AP[®] PHYSICS 2 FREE-RESPONSE QUESTIONS

(b) Calculate the following at point *B*.

- i. The speed of the water
- ii. The pressure in the pipe

(c) A valve to the left of point *A* now closes off that end of the pipe. The section of pipe shown is still full of water, but the water is no longer flowing.

- i. Calculate the absolute pressure at point *A* (the pressure that includes the effect of the atmosphere).
- ii. An air bubble forms at point *A*. On the figure below, where the dot represents the air bubble, draw a free-body diagram showing and labeling the forces (not components) exerted on the bubble. Draw the relative lengths of all vectors to reflect the relative magnitudes of the forces.



2017 AP[®] PHYSICS 2 FREE-RESPONSE QUESTIONS

2. (12 points, suggested time 25 minutes)

A group of students is given several long, thick, cylindrical conducting rods of the same unknown material with various lengths and diameters and asked to experimentally determine the resistivity of the material using a graph. The available equipment includes a voltmeter, an ammeter, connecting wires, a variable-output DC power supply, and a metric ruler.

(a)


- i. Describe a procedure the students could use to collect the data needed to create the graph, including the measurements to be taken and a labeled diagram of the circuit to be used. Include enough detail that another student could follow the procedure and obtain similar data.

Draw a labeled diagram here.

Write your procedure here.

- ii. Describe how the data could be graphed in a way that is useful for determining the resistivity of the material. Describe how the graph could be analyzed to calculate the resistivity.


The students are now given a rectangular rod of the material, as shown below, whose dimensions are not known. The students are asked to experimentally determine the resistance of the rod. They obtain the data in the table below for the potential difference ΔV across the rod and the current I in it.



ΔV (V)	6.0	5.0	3.5	2.5	2.0	1.5
I (A)	0.078	0.070	0.044	0.036	0.027	0.018

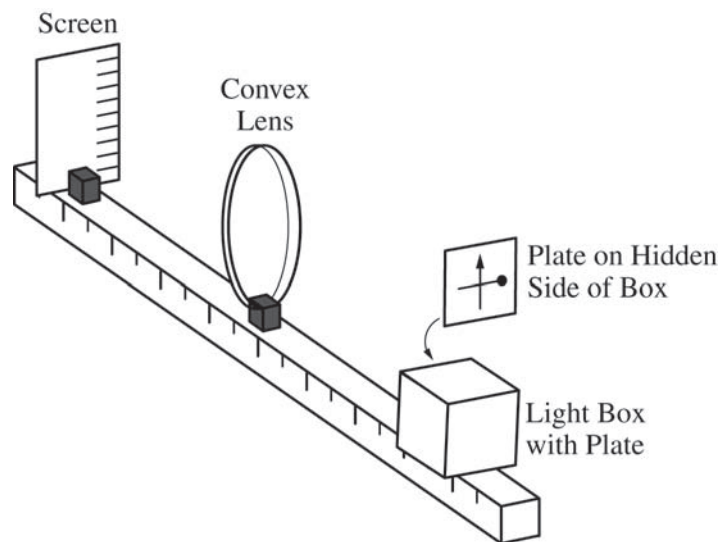
2017 AP[®] PHYSICS 2 FREE-RESPONSE QUESTIONS

- (b) On the axes below, plot the data so that the resistance of the rectangular rod can be determined from a best-fit line. Label and scale the axes. Use the best-fit line to determine the resistance of the rod, clearly showing your calculations.



- (c) After completing their calculations, the students begin to consider the factors that might have produced uncertainties in their results.
- The students realize that they did not take into account the internal resistance of the power supply. Briefly describe how this would affect their value of the resistance of the rectangular rod. Explain your reasoning.
 - The students realize that they did not take into account a possible change in the temperature of the cylindrical rods. Should the students be concerned about this? Explain why or why not.

2017 AP[®] PHYSICS 2 FREE-RESPONSE QUESTIONS




3. (12 points, suggested time 25 minutes)

Some students are asked to determine the focal length of a convex lens. They have the equipment shown above, which includes a waterproof light box with a plate on one side, a lens, and a screen. The box has a bright light inside, and the plate on the side has shapes cut out of it through which the light shines to create a bright object. This particular plate has a cutout that is a vertical arrow and a horizontal bar with a circle at one end. In the view shown above, the circle is near the right edge of the plate.

With the screen and light box on opposite sides of the lens, the box is aligned so that the plate is 20 cm from the center of the lens, and an image of the arrow and bar is formed on the screen. The students find that the image is clear on the screen when the screen is 30 cm from the center of the lens.

(a) On the figure below, sketch how the image on the screen appears to the students.



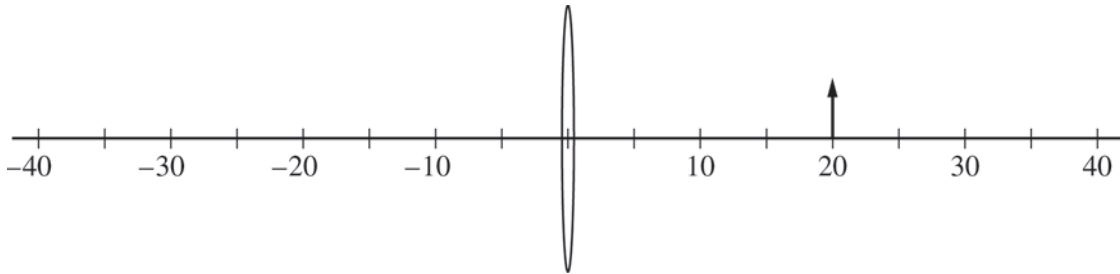
(b)

- i. Calculate the focal length of the lens.
- ii. Calculate the magnitude of the magnification of the image.

2017 AP[®] PHYSICS 2 FREE-RESPONSE QUESTIONS

(c)

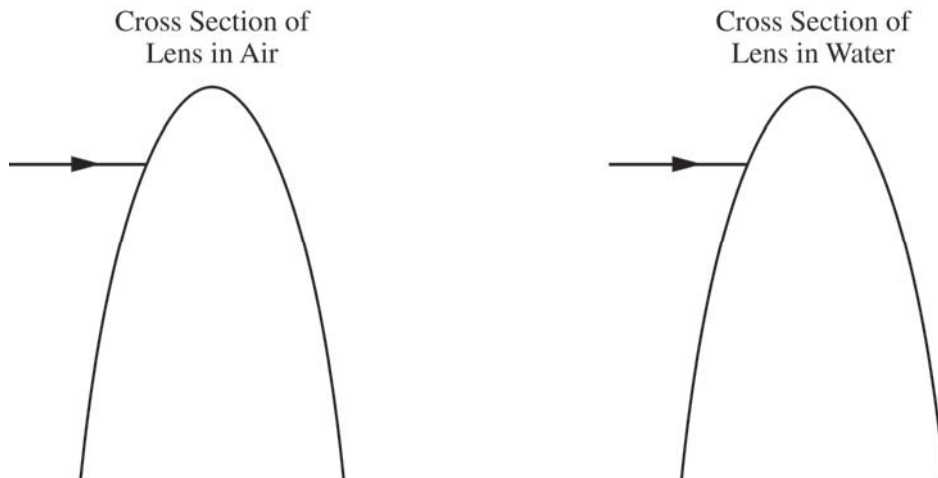
- i. In the side view below, the arrow represents the bright object created by the plate. Draw a ray diagram on the figure below that is consistent with your calculations in parts (b)(i) and (ii). Show at least two rays, as well as the location and orientation of the image.



- ii. Explain how your diagram is consistent with your calculated focal length and magnification in parts (b)(i) and (ii).

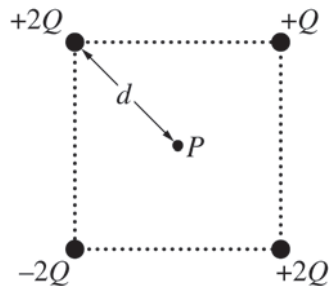
- (d) The entire apparatus is now submerged in water, whose index of refraction is greater than that of air but less than that of the lens.

- i. The figures below show cross sections of the top portion of the convex lens in air and the convex lens in water. An incident ray is shown in both cases. On each figure, draw the ray as it passes through the lens and back into the air or water.



- ii. Describe how the focal length of the lens and the position and size of the image formed by the lens when it is in the water compare to when the lens is in air. Explain how the rays drawn in the figures in part (d)(i) support your answer.

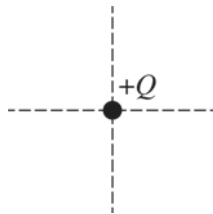
2017 AP[®] PHYSICS 2 FREE-RESPONSE QUESTIONS



4. (10 points, suggested time 20 minutes)

The figure above represents four objects, with charges as shown, that are held in place at the corners of a square. Point P is at the center of the square, a distance d from each of the objects. Express all algebraic answers to the following in terms of Q , d , and physical constants.

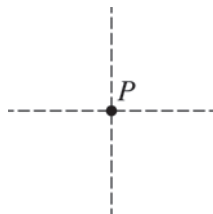
- (a) On the dot below, draw an arrow that represents the direction of the net electric force exerted on the object with charge $+Q$ by the other three objects.



- (b) i. Calculate the magnitude of the electric field at point P due to all four objects. On the dot below, draw an arrow to indicate the direction of the net field at point P .

Draw Arrow

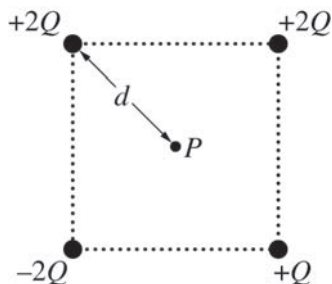
Calculate Electric Field



- ii. Calculate the electric potential at point P due to all four objects.

2017 AP[®] PHYSICS 2 FREE-RESPONSE QUESTIONS

- (c) In a coherent, paragraph-length response, briefly describe the meaning of electric potential energy and explain qualitatively how electric potential energy can be related to work. Also explain qualitatively how the electric potential energy of the four-object system would change if the $+Q$ and $+2Q$ objects on the right side of the square now switch positions as shown in the figure below. Support your explanation using appropriate physics principles.



STOP

END OF EXAM